



# INTRODUCTION TO POWER PIVOTS

— — Presented By:  
**GREGORY MONTWILL**

Please carefully review and understand the StickyTrades® Disclaimers set forth at [www.stickytrades.com](http://www.stickytrades.com). The StickyTrades® Disclaimers govern, among other things, permissible use of the information, tools, and other materials contained and otherwise hosted on SickyTrades.com and set forth your responsibilities in connection with your use of such information. Generally, set forth in more detail in the StickyTrades® Disclaimers, StickyTrades® is an education content platform that brings together prominent industry educators and analysts across carious trading and financial sectors. StickyTrades® is solely a content platform hosting content provided by our independent community member contributors. As such StickyTrades® is not responsible for anything related to such content and does not necessarily endorse the positions taken therein or agree with the ideas, statements, or ideology presented or represented in such content. Our offerings are provided for informational and education purposed only and should not be construed as personalized investment advice. You should never trade or otherwise transact based on the information, tools, and other materials contained on StickyTrades® and should always consult a professional investment advisor prior to trading or otherwise transacting any securities.



**WWW.STICKYTRADES.COM**



# GREGORY MONTWILL



**45 years of experience  
trading the financial  
markets.**



**Presenter and Instructor  
at Online Trading  
Academy**



**Institutional Derivatives  
Trader – Chase Bank –  
F/X**



**Options Floor Trader –  
Golds, Silver, Oil Futures**



**Institutional Derivatives  
Broker – Global Equity  
Indices**



**Asset Manager – Independent  
Equity Futures & Options  
Trader and Investor.  
Established proprietary  
trading room.**





# WHERE IT ALL STARTED



LEARN HOW IT'S DONE

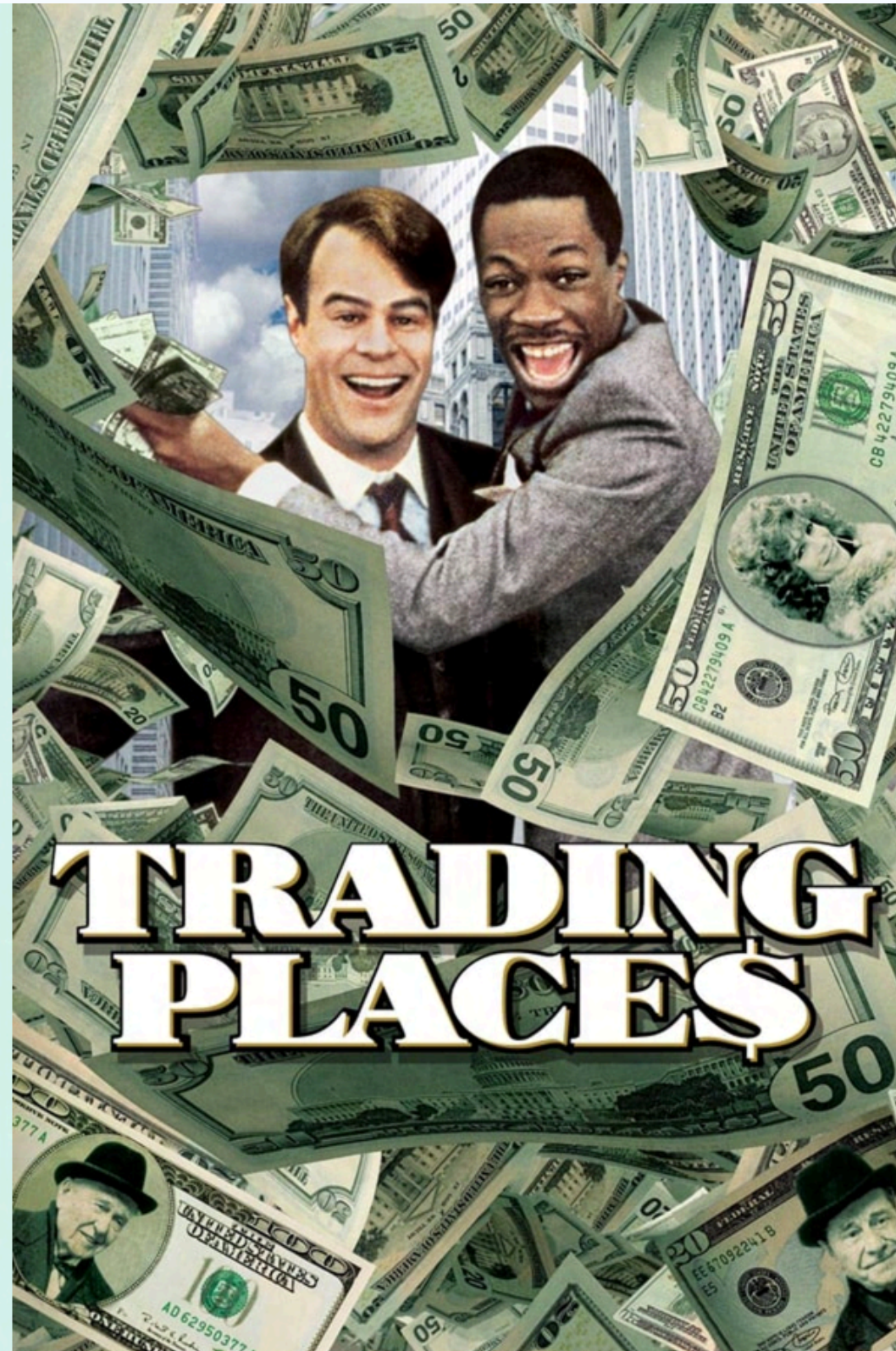




# WHERE IT ALL STARTED



99% losing \$\$



1%



# INTRODUCTION TO TRADING LIKE A PROFESSIONAL



Like any business – learn as much as you can by surrounding yourself with individuals that experienced all market conditions.





# POWER PIVOTS IS AN ONGOING MENTORING PROGRAM TO LEARN



- To learn how to make money by investing and trading in any or all financial markets.
- To learn how institutions consistently make money and how that works in your favor.
- To learn a rule base core strategy to increase your probability of success.
- To learn the importance of risk / reward ratios to reduce risk.
- To learn to manage risk utilizing a variety of components to successfully manage YOUR money on a high probability basis.







# WHAT I DO



I provide specialized education to help you **think like a professional, understand the dynamics** of the market **utilizing a rule-based strategy**, and **manage risk** according to your trading style. Power Pivots is an on-going mentoring program.

Power Pivots is a powerful tool to identify High Probability Turning Points in any asset group, in any time frame, in advance.

TRADE SETUPS are identified almost every day in our Power Pivots Virtual Trading Room and many of them will be shared by our members that have utilized the Power Pivots Strategy to successfully meet their goals.



# WHAT ARE YOUR GOALS?





# THE 7 PRIMARY TOOLS THAT MAKE UP POWER PIVOTS



**Power Pivots = High Probability turning points**

- ☒ Trend
- ☒ Fibonacci (FIBs)
- ☒ Origin of the Stretch, Candles
- ☒ Gaps
- ☒ Pattern Recognition
- ☒ Trader Pivots
- ☒ Implied Volatility / Option Volatility and Pricing





# POWER PIVOTS TRADING ROOM



THE FOLLOWING QUOTES WERE POSTED FRIDAY IN OUR POWER PIVOTS CHATROOM AND IN OUR POWER PIVOTS FRIDAY'S 10:30AM SESSION- LAYING OUT HIGH PROBABILITY TREND REVERSAL BASED ON OUR RULE BASED STRATEGY.

THE ADDITIONAL SUNDAY COMMENTARY 1/26/25 WAS TO REINFORCE POWER PIVOT LEVELS AND POTENTIAL.

NOTE: SWKS CHART SLIDE SHORTLY AFTER 1/24/25 COMMENT IN LIVE CHAT TO OUR MEMEBERS



“

**Greg Montwill, [1/24/2025 4:13 PM]**

Just to be clear as I stated in my post, I've been trimming my positions for the last three days. For the last few sessions, I stated long or less long. Right now, I am less long. The other alternatives is selling ES futures, utilize an option's strategy on the up openings into our pivot, looking for a retracement to the gap to the EQ and the potential of filling gaps below.

**Greg Montwill, [1/26/2025 1:56 PM]**

Pattern is not one to argue with in ES. There will be opportunities even as ES retraced to the Origin of the move down from the last FOMC meeting. Momentum slowed up here. It was a nice run from our pocket below. Hedged positions and lightened as stated. Less long delta. There is always some individual plays, being selective.

**1/27/25** Monday ES was down over 200 points from Fridays high to repeat the process of buying low and selling high.

”

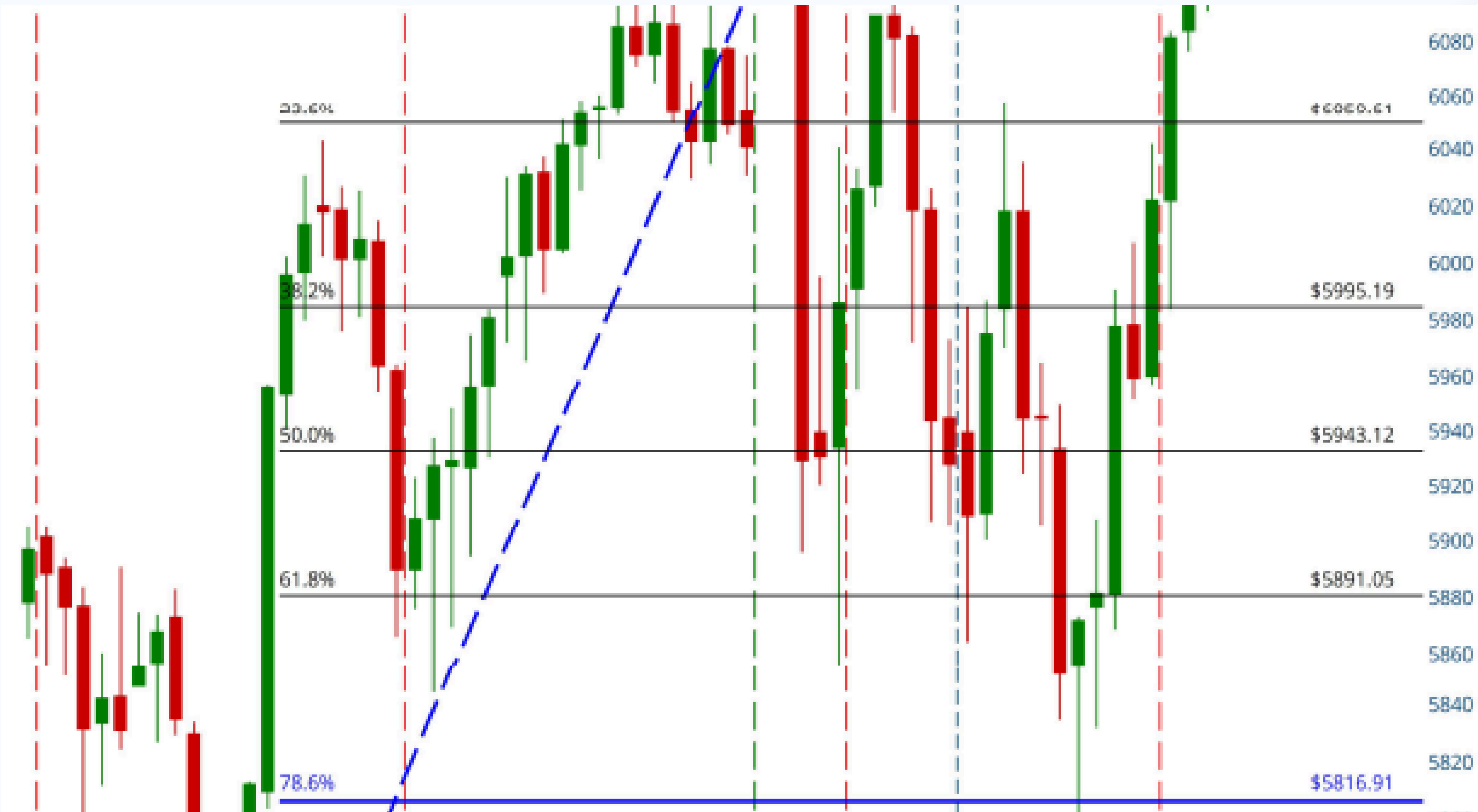


Chart for /ES:XCME 5 Y W printed on 1/4/24, 11:39 AM



# RULE BASE TRADING UTILIZING POWER PIVOTS

## COMPONENTS





# PRE-CALCULATED HIGH PROBABILITY TURNING POINTS





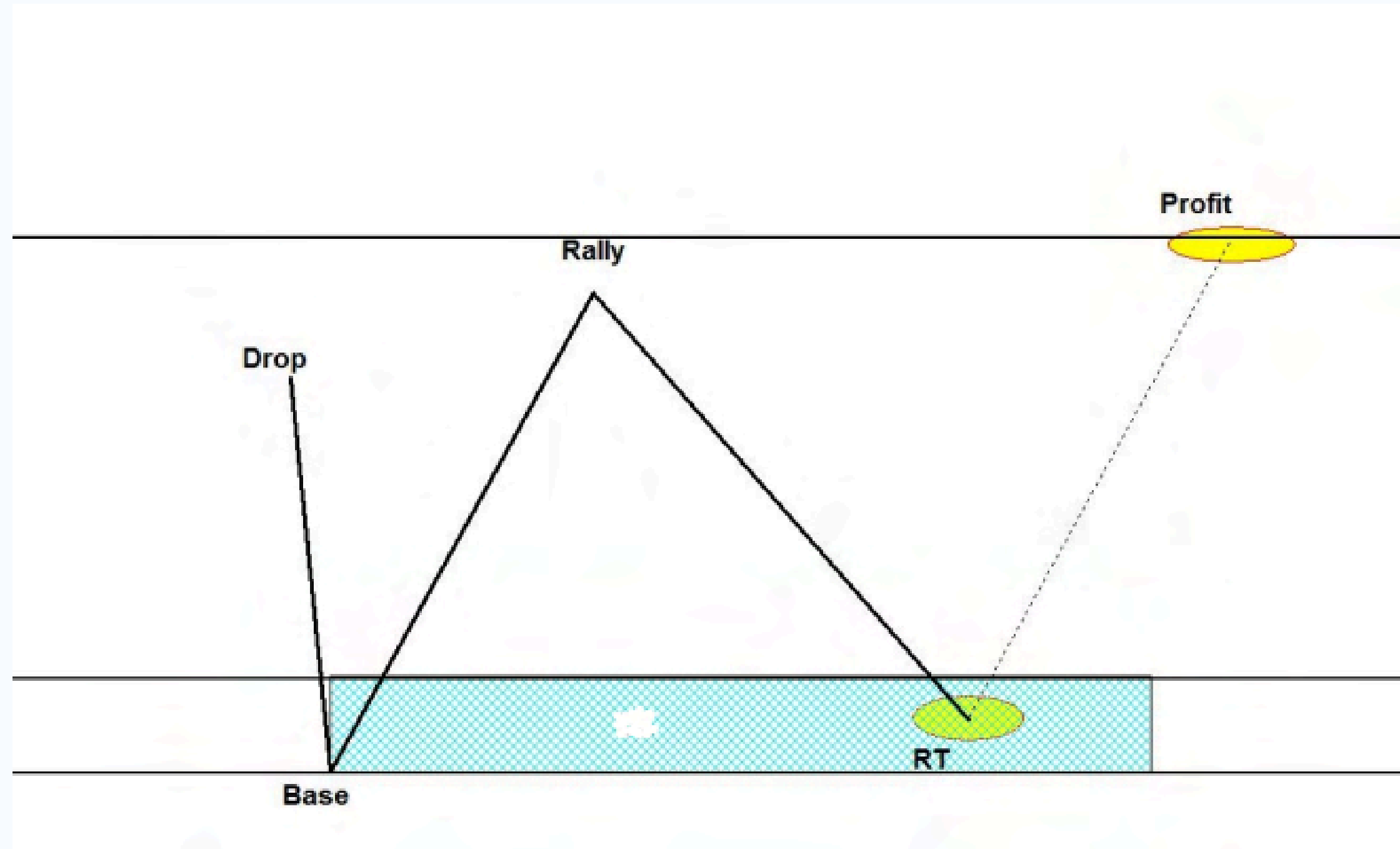


Learning how to identify key turning points in the market in advance and watch our group of traders interact throughout the day in our live chat is an extraordinary experience to take your trading to the next level.

Chart for SWKS 1 Y 1D printed on 5/9/25, 8:52AM



# POWER PIVOTS HIGH PROBABILITY TURNING POINTS



**Power Pivots are essential in increasing your probability in profitable trading and investing utilizing a rule base strategy. They will help YOU with the emotional ups and downs, subjectivity of standard Technical Analysis, and your valuable time trying to figure things out.**



# POWER PIVOTS HIGH PROBABILITY TURNING POINTS



t for OIH 3 Y W printed on 9/23/24, 8:17 PM



# LEARN MARKET TIMING IN BOTH UNDERLYING AND THE OPTIONS



## Live Commentary:

Greg Montwill, [1/28/2025 11:58 AM]  
selling some Path 20 calls into this  
R1 and .786 @.90

Greg Montwill, [1/28/2025 12:17 PM]  
Selling Path stock in the upper  
pocket and selling 1/2 options is the  
way I like to play these.





# IT'S ALL ABOUT COMMUNITY AND SHARING IDEAS | THE POWER PIVOTS LIVE CHAT/ VIRTUAL TRADING ROOM OF LIKE MINDS.



- 1. Paul M, [1/21/2025 10:10 AM]**  
AAPL....deep in the lower pocket.
- 2. Paul M, [1/21/2025 10:17 AM]**  
AAPL I bought Jan'26 200c. Stop under 219.71. Like the risk/reward. I see value in PP strategy and our group. Exiting 3 days prior to Deepseek, then getting back the following days buying everything on sale. Like shopping at Walmart.
- 3. Greg Montwill, [1/31/2025 7:42 AM]**  
Who say's you can't time the market?
- 4. Greg Montwill, [1/31/2025 7:43 AM]**  
Everyone except our little group here. Or buy and sell stocks almost to the tick at times.. Just ask Nick or Jeff.
- 5. Mason T, [1/30/2025 3:39 PM]**  
Yes, that was a cheap bet.  
Market selling off before AAPL's earnings...the big boys are getting cold feet. While ZEN is typing our boy Jeff is planning to take the AAPL trade.
- 6. Dylan P, [1/30/2025 5:39 PM]**  
AAPL filled @ 234 out @ 247.50.  
Really fast.







**Live Commentary based on a Rule based Strategy applying Power Pivots High Probability Turning Points. Our members saw this in advance.**

Chart for AAPL 10 D 30m printed on 1/31/25, 9:00 AM

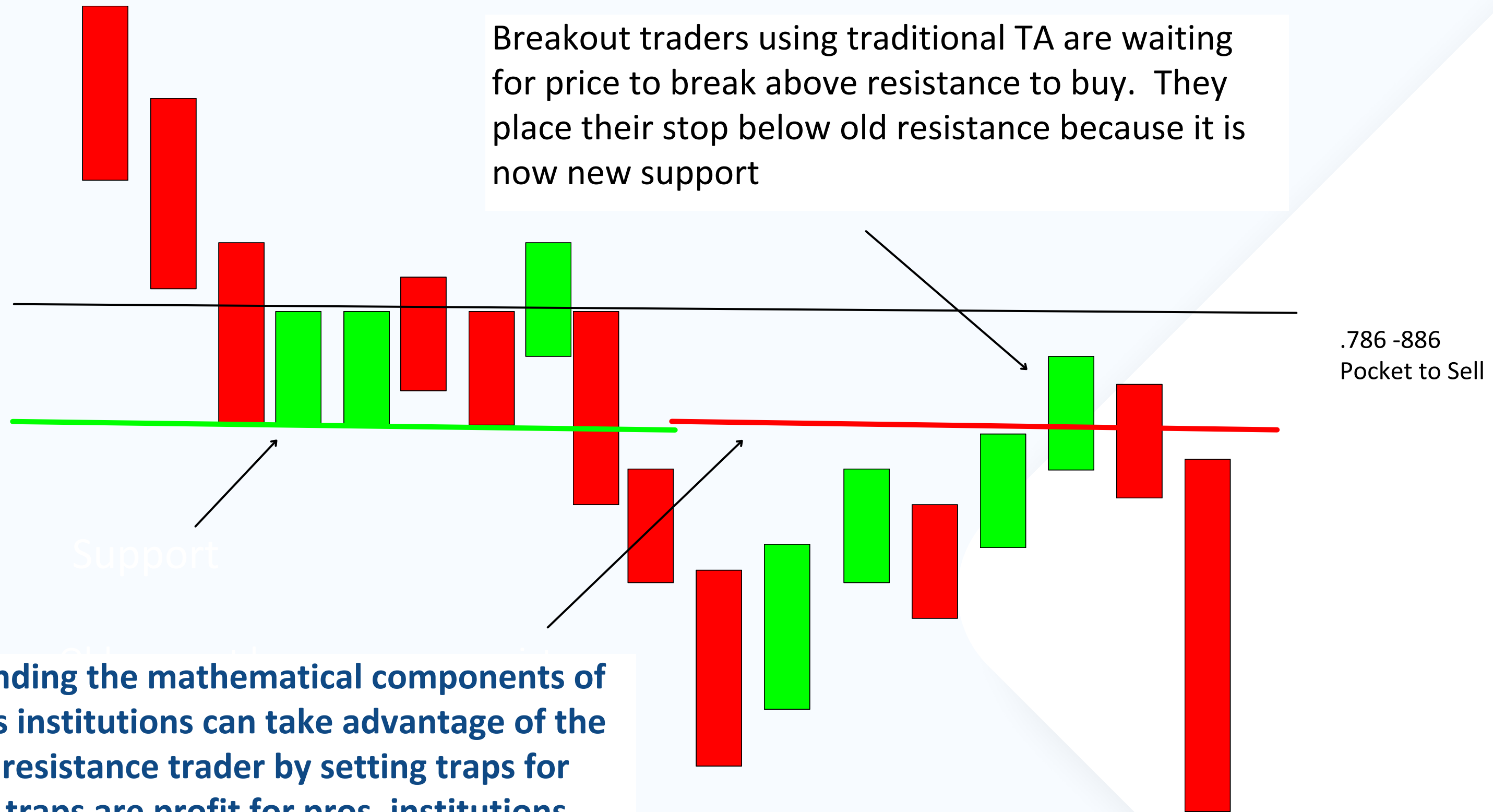




# TECHNICAL ANALYSIS VS POWER PIVOTS



Breakout traders using traditional TA are waiting for price to break above resistance to buy. They place their stop below old resistance because it is now new support



Support

.786 - .886  
Pocket to Sell

By understanding the mathematical components of Power Pivots institutions can take advantage of the support and resistance trader by setting traps for them. These traps are profit for pros, institutions, and Greg's Gang of traders.

Power Pivots will help **identify important price patterns** and give you **real-time signals** for entry, exit, and stop-loss placement. This trading technique will help take the emotions out of the equation.

Power Pivots will help to **identify Objective High Probability Turning Points (HPTP)**.

Power Pivots will help you **identify trend reversal patterns** in all time frames. The components of Power Pivots will help in both swing trading and investing. A must when day trading.

—

The reason why Power Pivots are so powerful is that it is a **leading indicator letting you know whether to be long or short** at key levels in advance. Investors can use Power Pivots to identify potential direction of a next move, trends, trend reversals, Narrow Range Breakouts, and Opening Range Breakouts.


—

**Power Pivots** are essential in increasing your probability in profitable Trading and Investing. They will help with the emotional ups and downs, subjectivity of traditional Technical Analysis, and your valuable time trying to figure things out.

What is that worth???



# PRICELESS





# TRADING IS THE TRANSFER OF WEALTH

Uneducated




Educated





# JOIN A GROUP OF TRADERS WITH ONE PURPOSE



## MAKE MONEY

